

CONSTRUINDO SABERES, FORMANDO PESSOAS E TRANSFORMANDO A PRODUÇÃO ANIMAL

DESEMPENHO PRODUTIVO DE COELHOS QUE SOFRERAM RESTRIÇÃO ALIMENTAR

(skip a line)

Luiz Carlos MACHADO*¹, Roseane Souza CAMARGOS², André Machado SILVA²

(skip a line)

*corresponding author: luiz.machado@ifmg.edu.br

¹Professor of Federal Institute of Minas Gerais, Minas Gerais, Brazil

²Animal Science Students from Federal Institute of Minas Gerais, Minas Gerais, Minas Gerais, Brazil

(skip two lines)

Abstract: The expanded work should be written in Portuguese language and following the rules of the general summary submission instructions and the template. Each topic in this summary template is already in standard formatting (font, alignment) and should not be changed. After writing in the template, the abstract must be converted to pdf format for submission. Non standardized works won't be accepted. Abstracts must contain a maximum of 200 words, Portuguese language, justified text, Arial font, size 12, 1.5 spacing between lines. Single paragraph. Write the abstract directly and, preferably, in perfect tense. It should be informative, with about 1/3 of the text referring to the introduction and material and methods, while the remaining 2/3 must be dedicated to results and conclusions. Avoid the use of equations, bibliographic citations or non-defined abbreviations. Emphasize main results and finish the abstract with the conclusions.

(skip a line)

Keywords: maximum of five words, separated by a comma, alphabetical order and different from words in the title, without end point

Promoção e Realização:



Organização:



CONSTRUINDO SABERES, FORMANDO PESSOAS E TRANSFORMANDO A PRODUÇÃO ANIMAL

Introduction

The title of this topic should be bold and centered. Do not leave lines separating the title from the text. Start the text leaving 1.0 cm indent from the left margin. Arial font 12, 1.5 spacing between lines. The introduction should present only relevant information related to the work theme, showing the state of the art with updated references, when necessary, and justifying the technical-scientific importance of the study. Must contain at the most one page. Finish the topic presenting the objective (s) of the work.

Leave a blank line after the introduction.

Material and methods


The title of this topic should be bold and centered. Do not leave lines separating the title from the text. Start the text leaving 1.0 cm indent from the left margin. Arial font 12, 1.5 spacing between lines. Maximum one page. You need to present the basic information on materials, experimental methods, statistical design and approval of the ethics committee for the use of animals. These information needs to allow the analysis and understanding of the strategy used to reach the objectives of the work and that support of the main results presented.

Leave a blank line after the item material and methods.

Results and discussion

The title of this topic should be bold and centered. Do not leave lines separating the title from the text. Start the text leaving 1.0 cm indent from the left margin. Arial font 12, 1.5 spacing between lines. Maximum of two pages. Inform the main results obtained, based on the statistical analysis of the data. Will not be allowed affirmations such as "The results of weight gain are presented in Table 1)".

Promoção e Realização:



Apoio Institucional:

Organização:

CONSTRUINDO SABERES, FORMANDO PESSOAS E TRANSFORMANDO A PRODUÇÃO ANIMAL

Tables and Figures should be inserted sequentially into the body of the text, after the call in the text that should appear in parentheses. [Example: The weight gain was greater with the use of 1,3% of digestible lysine in the diet (Table 1).] A maximum of two tables or graphs will be allowed.

Do not use abbreviations and simplifications, such as "production in T3 was higher than in T4, not differing from T5 and T6". Avoid the word "treatment" in the discussion of the results, for example "Treatment 1 was better than treatment 2". Discuss critically, scientifically and based on the statistical analysis of the results. The discussion of the results can be based on the literature when necessary, but there are not only comparisons of results with the literature. It is necessary to point the impact of the work results.

Formulas and equations must be legible. Use negative power instead of vertical bar (/) to represent relations between units of area, volume, etc. Keep a space between units [eg. L h⁻¹ and not L/h, kg ha⁻¹ instead of kg/ha]. Use fractions instead of square root sign [eg. Y^{1/3} instead of $\sqrt[3]{Y}$], as well as the comma or bar (/) instead of the horizontal bar (-) in the fraction representation (eg $\frac{3}{4}$). Use italics only for scientific names. Use the International System of Units (SI) and its abbreviations consistently. Note the correct use of abbreviations, for example: liter - L; kilogram - kg; milliliter mL. Enter a space between values and units of measurement (10 g and not 10g, 1.0 mL instead of 1.0mL), but not in thermal units (30°C instead of 30 °C) and percentage (50% instead of 50 %). Spaces should also be entered before and after "±" and "=", but not before and after "<" and ">". Write the single-digit numbers (ex. nine instead of 9), except for exact averages, series of numbers, and statistical values. Use chemical symbols and chemical compounds when appropriate, especially if said elements are mentioned repeatedly; use numbers to mark ion valences (for example, Mg²⁺ instead of Mg ++).

The tables should be drawn directly in the MSWord (or equivalent) text program, "Add a table", Simple option, with black lines, centered on the page. The

Promoção e Realização:



Apoio Institucional:

Organização:

CONSTRUINDO SABERES, FORMANDO PESSOAS E TRANSFORMANDO A PRODUÇÃO ANIMAL

word "Table" should contain only the first letter capitalized. Leave a blank line before and after the table. Enter the title on the line immediately above the table. The title of the table should be short and informative and should not contain an end point. Number the tables sequentially in arabic numerals, making their proper reference in the text. The results presented in tables should be only those essential to an understanding of the set of information presented in the text. Properly describe the abbreviations of each table in the title or footnote, referencing them by superscript letters (a, b, c, etc.). Keep descriptive notes to a minimum. Place the units of measure in the heading.

Table 1 - Weight gain, feed intake and feed conversion of Japanese quails fed guava extract in feed

Variáveis	Levels of guava extract (%)			Value P
	0	0,3	0,6	
Weight gain (g)	0,233	1,366	3,083	0,8577
Feed intake (g)	22,38	22,73	22,03	0,3595
Feed conversion (kg/dozen)	0,380	0,391	0,394	0,2262


The figures should be included only when essential for better elucidation of the text. They should be sequentially numbered in arabic numerals, and should be duly referenced in the text. They should be centered on the page. Internal texts (eg subtitles) should be written in Arial font, normal, size 8.

The edition of the figures should be monochromatic, preferably. In this way, the distinction between response variables will occur through the use of appropriate bars, lines and symbols (texture, shape, size). For the elaboration of the figures, it is suggested to use the graphic editor of Microsoft Word or Microsoft Excel in order to facilitate the layout of the text and not generate files in pdf format with much information. Leave a blank line before and after the picture frames. Enter the title on

Promoção e Realização:

Apoio Institucional:

Organização:



CONSTRUINDO SABERES, FORMANDO PESSOAS E TRANSFORMANDO A PRODUÇÃO ANIMAL

the line just below the frame. The title will contain the text Figure 1-, only with the first letter in upper case, Arial font 12, normal.

Leave a blank line after this topic (Results and Discussion).

Conclusion

It should not be a repetition of the discussions. Present the conclusion in short sentences, related to the objectives of the work. Leave a blank line after the item conclusions.

Acknowledgments (Optional)


This topic is optional. The title of this topic should be bold and centered. Do not leave lines separating the title from the text. Arial font 12, 1.5 spacing between lines. Start the text leaving 1.0 cm indent from the left margin. Thanks to the development agencies, institutions, etc.

References

Present in alphabetical order up to six references of the cited literature, following the norms of the Brazilian Journal of Animal Science, which can be accessed through the website <http://www.revista.sbz.org.br/>.

They should be typed in single space, justified, with indentation for the third letter of the first word, from the second line. All authors should be listed.

Promoção e Realização:



Apoio Institucional:

Organização: